

OIL SMART® PUMP SWITCH

Overview:

The Oil Smart® Pump Switch, when combined with a non-auto sump pump, will allow water to be pumped without the risk of pumping oil. This product is ideal for elevator sumps, transformer containment areas, and city underground vaults. Since 1995, the Oil Smart® Switch has been the reliable choice for safely pumping water.

Features:

- Directly controls sump pumps 0 to 1 hp or 16FLA (piggyback): quick installation
- Available in 120 VAC, 230 VAC 50/60 Hz., or 12/24 VDC
- No expensive electrical panel required
- Sensors differentiate between oil and water
- Differential between on and off is 6" (Pumping Range)
- Available as hardwire or piggyback plug configuration
- Helps satisfy elevator code ASME A17.1 and the EPA's Spill Prevention, Control, and Countermeasure Plan

Applications:

- Elevator sumps
- Transformer containment areas
- Underground utility vaults
- Any application where there is a need to remove water while containing oil



Your Trusted Source for Quality Control Panels.®

OIL SMART® PUMP SWITCH

Single Phase

Models	Voltage	Pump FLA
OSS20R6	120VAC	0-9.8 FLA
OSS20PBPR6	120VAC	0-16.0 FLA
OSS20R6E	230VAC	0-9.8 FLA
OSS20R6DC	12/24VDC	N/A

Custom Options:

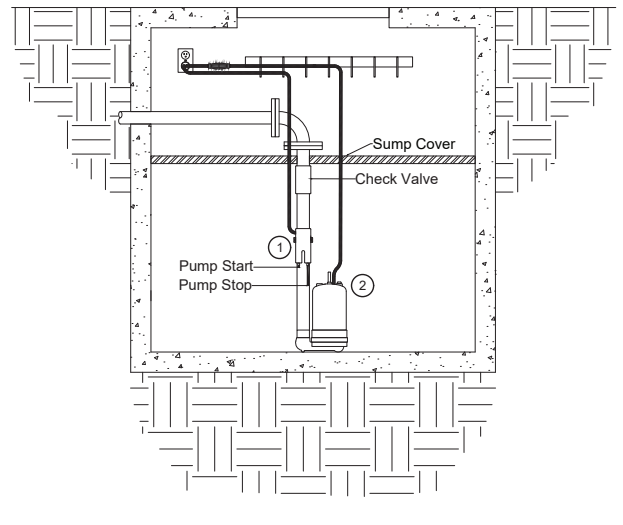
- C = Custom cord length
(available in OSS20R6, OSS20R6E and OSS20R6DC)
example: OSS20R6-C50 = 50' cord length
- 12 = Custom 12 AWG option
(available in OSS20R6 and OSS20R6E)
example: OSS20R6-12 = 12 AWG wire

Technical Specifications:

- Plastic: High Impact Injected Plastic
- IP68, NEMA 6P
- Sensors: Type 304 Stainless Steel
- Standard Temperature Operating Range: -33°F (-36°C) to 170°F (77°C)
- Operating Temperature: Designed to operate up to 30 psig at 70°F (21°C)
- Standby Current: .004 Amps
- Technology: Capacitive type sensitive to variations in dielectric constant of water and/or hydrocarbons
- Control Circuit: Solid State

Typical Installation of Oil Smart® Pump Switch

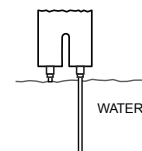
- ① Oil Smart® Pump Switch
- ② Submersible Pump #1



Operation of Oil Smart®

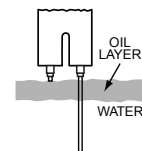
Normal Condition (Water Only)

When water comes in contact with the short (on) sensor, the pump will turn on. The pump will remain on until water clears the long (off) sensor.



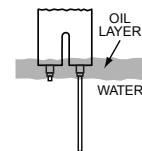
Oil Present Condition

If oil comes in contact with the (on) sensor, the pump will not turn on.



Water (Oil Present Condition)

If the water level rises enough to contact the (on) sensor under the oil layer, the pump will turn on and remain on until the (off) sensor clears of water.



www.seewaterinc.com

951.487.8073 • 888.733.9283 • info@seewaterinc.com
22220 Opportunity Way, Suite 101 • Riverside, CA 92518

SEEWATER
Inc.
Your Trusted Source for Quality Control Panels.