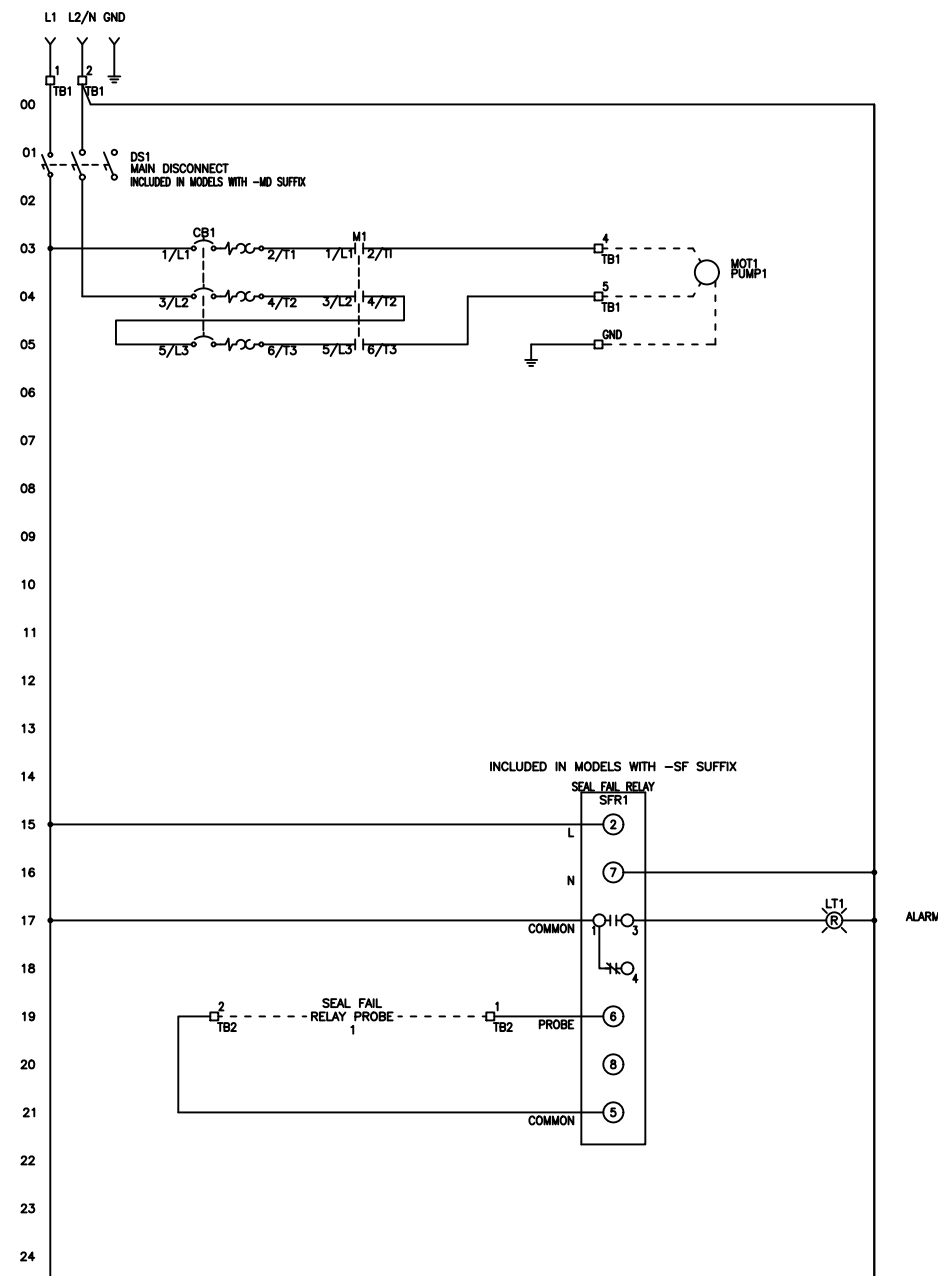


FNAME: WS1P-TP-100X

REVDATE: 0118

REVISIONS				
ZONE	REV	DESCRIPTION	DATE	APPROVED
	A	ADDITION OF OPTIONAL SEAL FAIL RELAY	1/11/15	
	B	ADDITION OF OPTIONAL LOW LEVEL ALARM	4/30/16	
	C	REVISED CB1 AND UPDATED POWER ON LIGHT	9/21/17	
	D	REVISED SEAL FAIL RELAY	1/10/18	



25

26

27

28

29

30

31

32

33

34

35

36

37

38

39

40

41

42

43

44

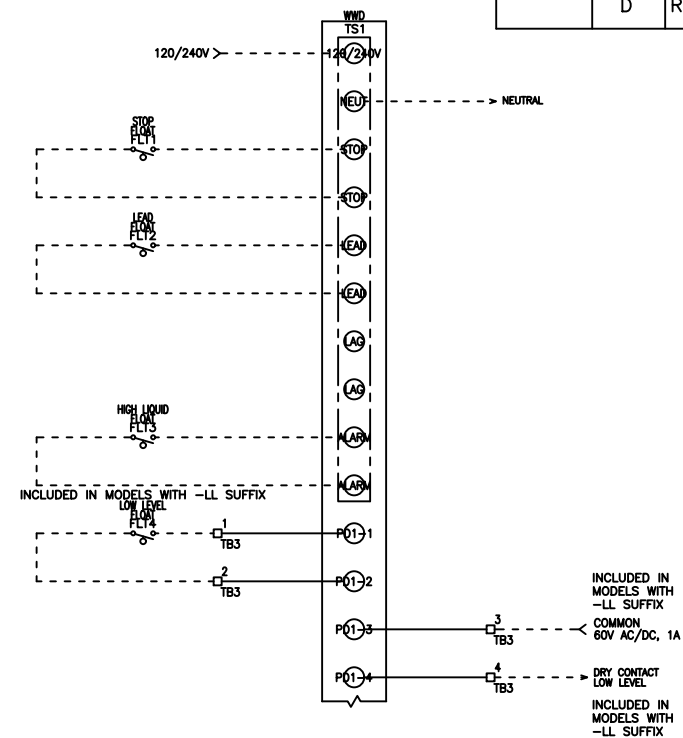
45

46

47

48

49



----- DASHED LINE INDICATES FIELD WIRING.

USE COPPER CONDUCTORS ONLY.

TEMPERATURE RATING OF CONDUCTORS IS TO BE 60°C (167°F).

BRANCH CIRCUIT PROTECTION SHALL BE PROVIDED BY THE INSTALLER; MUST BE SIZED ACCORDING TO PUMP/MOTOR MANUFACTURING SPECIFICATIONS.

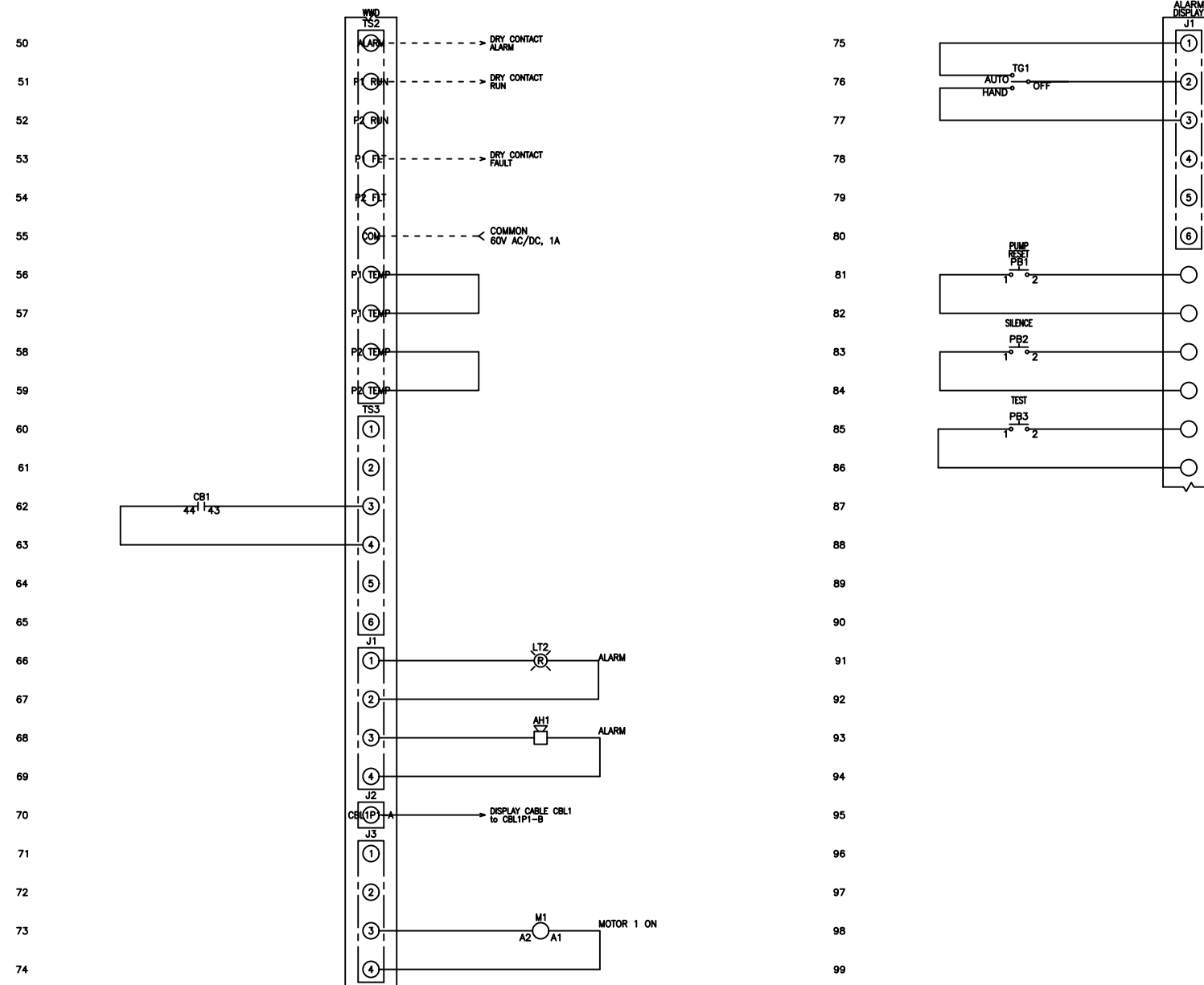
VERIFY CORRECT OPERATION OF CONTROL PANEL AFTER INSTALLATION IS COMPLETE.

DRAWN BY: MM	DATE: 10/25/14	SEEWATER <i>inc.</i>			
APPROVED BY:	DATE:				
THIS DRAWING CONTAINS PROPRIETARY INFORMATION AND SHALL NOT BE USED OR DISCLOSED WITHOUT PRIOR WRITTEN AUTHORIZATION.		TITLE: WS1P-TP-100X CONTROL SCHEMATIC			
		SIZE B	DWG NO. 1523	PART NO. WS1P-TP-100X	REV D
		SCALE NONE	SHEET 1 OF 3		

FNAME: WS1P-TP-100X

REVDATE: 0118

REVISIONS				
ZONE	REV	DESCRIPTION	DATE	APPROVED
	A	ADDITION OF OPTIONAL SEAL FAIL RELAY	1/11/15	
	B	ADDITION OF OPTIONAL LOW LEVEL ALARM	4/30/16	
	C	REVISED CB1 AND UPDATED POWER ON LIGHT	9/21/17	
	D	REVISED SEAL FAIL RELAY	1/10/18	



----- DASHED LINE INDICATES FIELD WIRING.

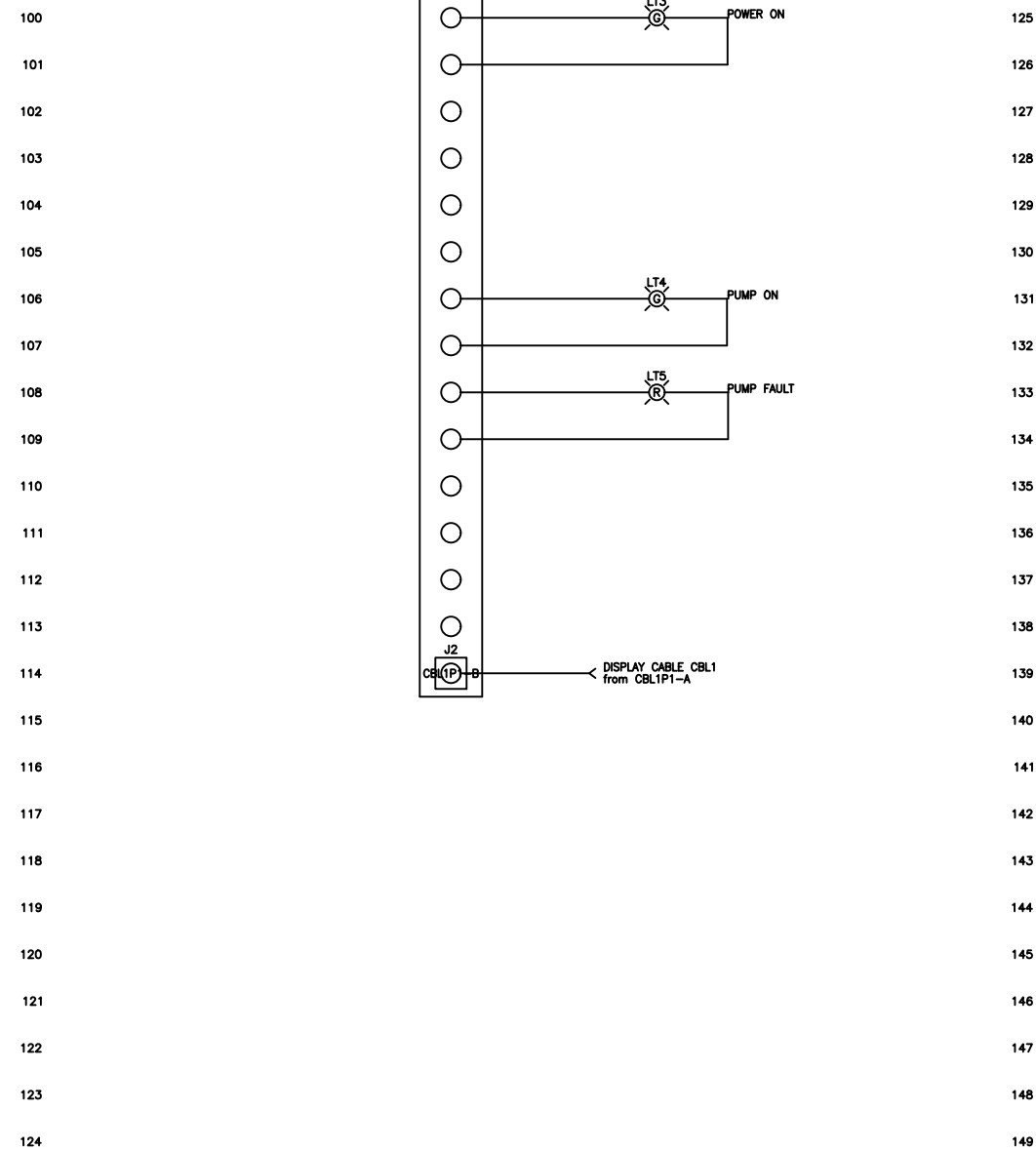
USE COPPER CONDUCTORS ONLY.
 TEMPERATURE RATING OF CONDUCTORS IS TO BE 60°C (167°F).
 BRANCH CIRCUIT PROTECTION SHALL BE PROVIDED BY THE INSTALLER; MUST BE SIZED ACCORDING TO PUMP/MOTOR MANUFACTURING SPECIFICATIONS.
 VERIFY CORRECT OPERATION OF CONTROL PANEL AFTER INSTALLATION IS COMPLETE.

DRAWN BY: MM	DATE: 10/25/14				
APPROVED BY:	DATE:				
THIS DRAWING CONTAINS PROPRIETARY INFORMATION AND SHALL NOT BE USED OR DISCLOSED WITHOUT PRIOR WRITTEN AUTHORIZATION.		TITLE: WS1P-TP-100X CONTROL SCHEMATIC			
		SIZE B	DWG NO. 1523	PART NO. WS1P-TP-100X	REV D
		SCALE NONE		SHEET 2 OF 3	

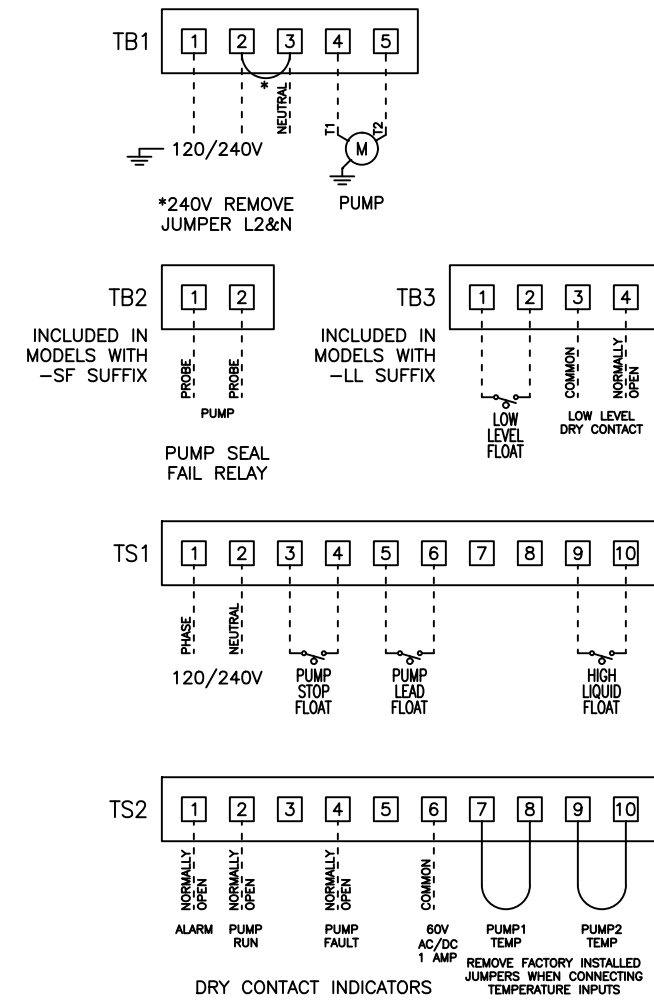
FNAME: WS1P-TP-100X

REVDATE: 0118

REVISIONS				
ZONE	REV	DESCRIPTION	DATE	APPROVED
	A	ADDITION OF OPTIONAL SEAL FAIL RELAY	1/11/15	
	B	ADDITION OF OPTIONAL LOW LEVEL ALARM	4/30/16	
	C	REVISED CB1 AND UPDATED POWER ON LIGHT	9/21/17	
	D	REVISED SEAL FAIL RELAY	1/10/18	



FIELD WIRING CONNECTIONS



----- DASHED LINE INDICATES FIELD WIRING.

USE COPPER CONDUCTORS ONLY.
 TEMPERATURE RATING OF CONDUCTORS IS TO BE 60°C (167°F).
 BRANCH CIRCUIT PROTECTION SHALL BE PROVIDED BY THE INSTALLER; MUST BE SIZED ACCORDING TO PUMP/MOTOR MANUFACTURING SPECIFICATIONS.
 VERIFY CORRECT OPERATION OF CONTROL PANEL AFTER INSTALLATION IS COMPLETE.

DRAWN BY: MM	DATE: 10/25/14	SEEWATER <i>inc.</i>			
APPROVED BY:	DATE:				
THIS DRAWING CONTAINS PROPRIETARY INFORMATION AND SHALL NOT BE USED OR DISCLOSED WITHOUT PRIOR WRITTEN AUTHORIZATION.		TITLE: WS1P-TP-100X CONTROL SCHEMATIC			
		SIZE B	DWG NO. 1523	PART NO. WS1P-TP-100X	REV D
		SCALE NONE	SHEET 3 OF 3		